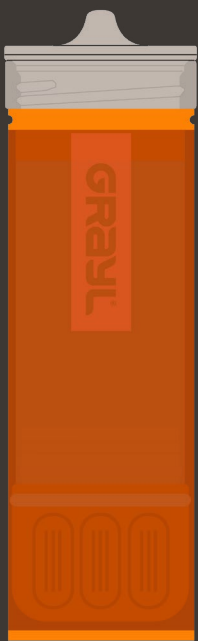


# GRAYL

Weighs only 10.9 oz

## ULTRALIGHT PURIFIER

Purify water. Anywhere.



## Purification for virtually any fresh water source.

Whether you're on the trail needing to drink from a dirty stream, filling up at a questionable hotel sink in Peru, or making your emergency preparedness kit – GRAYL has you covered.

The GRAYL® UL Water Purifier Bottle provides the ultimate protection and defense against **viruses (99.9999%)**, **bacteria (99.9999%)** and **protozoan cysts (99.999%)** during global travel, outdoor adventure, and emergencies. It also filters many particulates, chemicals and heavy metals that affect health, flavor, odor and clarity.

## Tools for purification.



### OUTER [RE]FILL

- BPA-FREE
- Polypropylene #5

The OUTER [RE]FILL is your tool to capture suspect water at its source. You can refill globally in streams, sketchy taps, dirty fountains, bathrooms, hotels, you name it! Just fill the OUTER [RE]FILL to the indicated Fill Line, and press your way to clean purified water.




### INNER PRESS

- BPA-FREE
- Food-Grade ABS
- Food-Grade Silicone
- Polypropylene #5

The INNER PRESS is used with the OUTER [RE]FILL to purify water with one press – anywhere. As suspect water flows upward through the Purifier Cartridge, submicron pathogens and inorganic contaminants are captured through a process of electroadhesion and ion exchange. Layers of ultra-powdered carbon remove toxins (e.g. chemicals and heavy metals). Fast and easy, just Fill. Press. Drink.™

## Inner Press and Outer [RE]FILL separation.



### ROTATE & PULL APART

Use a twisting motion to help facilitate separation. If the INNER PRESS feels stuck, grab the loop cap and twist clock-wise while pulling apart. This will unhinge and release the INNER PRESS.

### HARD TO SEPARATE?

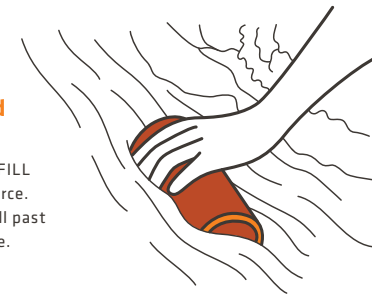
When your GRAYL is completely dry, the INNER and OUTER parts may require more force to separate. Make sure to twist as you pull apart.

## [ ONE PRESS ] water purification.

### FILL.

Fill to indicated fill line.

Fill the OUTER [RE]FILL at your selected source. Make sure NOT to fill past the indicated fill line.



### PRESS.

Press on the ground, or below 20 inches.


Utilizing your body weight for mechanical advantage, press the purifier with steady downward force.



### DRINK.

Purified water, anywhere.

Fast and easy; takes only 15 seconds. Safe drinking water for any adventure (backpacking, traveling, kayaking, road trips).



## Performance tips.

- Ensure the Purifier Cartridge is properly connected to the INNER PRESS.
- Before applying steady downward force, ensure the cap is removed and avoid “cupping” the palm of your hands over the top of the INNER PRESS. This allows air pressure to release during the purification process.
- **Always press at a lower height**, either on the ground or a surface no more than 20 inches off the ground. It is much easier to press by using your body weight. If you want to test this technique, try from a lower surface and a higher surface (you'll feel the difference).

### PRECAUTION:

Always use the cleanest, safest, and most reliable water source possible. Do not expose/fill the INNER PRESS with untreated water.

FILL. PRESS. DRINK.™

16 OZ (473 mL) WATER PURIFIER BOTTLE

# GRAYL



## REPLACEMENT CARTRIDGE PURIFIER

**Flow Rate:** 15 seconds per 16 oz (2 liters/minute)

**Lifespan:** 300 uses (40 gal/150 L)

**Active Technology:** electroadsorption (electroadhesion and ion exchange), ultra-powdered activated carbon, and silver treated zeolites.

**Antimicrobial:** Yes

**Chemical-free:** Yes

**BPA free materials:** Yes

**Tested to NSF Standards 42+53**

### REMOVES

**99.9999% of viruses** (e.g. Rotavirus, Norovirus, Hepatitis A)

**99.9999% of bacteria** (e.g. E.coli, Salmonella, Cholera, Shigella)

**99.999% of protozoan cysts** (e.g. Giardia, Cryptosporidium, Amoebae)

### FILTERS

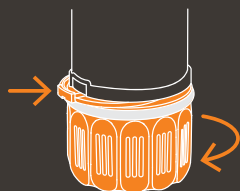
**Particulates** (e.g. sediment, silt), many **chemicals** (e.g. chlorine, iodine) and **heavy metals** (e.g. lead, arsenic) that affect **health, flavor, odor, and clarity.**

## [ONE PRESS]

### Purification & filtration.

Unlike standard mechanical filtration, our purifier is driven by a game-changing electroadsorptive media which is capable of removing submicron pathogens and inorganic contaminants through a process of electroadhesion and ion exchange. With [ONE PRESS], electroadhesion and ion exchange create a powerful submicron trap for pathogens including viruses, bacteria, and protozoan cysts. Many embedded layers of ultra-powdered activated carbon create a large surface area for removing toxins like chemicals and heavy metals. A natural antimicrobial, silver treated zeolites, inhibits growth and keeps the purifier fresh in between uses.

## Purifier Cartridge removal and installation.



### REMOVAL

Locate purifier lock tab at bottom of INNER PRESS. Pull out purifier lock tab and twist purifier clockwise.



### INSTALLATION

Insert purifier into INNER PRESS and rotate counter-clockwise. Screw purifier until purifier lock tab clicks into purifier lock slot. Do not over tighten.



### BEFORE USE !

Before drinking, press water through the purifier system twice. Discolored water (caused by harmless activated carbon dust) is normal during the first few cycles.

## Cleaning, maintenance, and care between uses.

### Don't use soap on purifier.

Do not wash purifier with soap or other cleaning agents. You may rinse the purifier with clean water as needed.

### Wash bottle (not purifier cartridge) by hand.

Your OUTER [RE]FILL, INNER PRESS should be washed by hand with warm, soapy water. Wash before first use.

### Care between uses.

Purifier media can last up to a year after opening if cared for properly between uses. Powdered carbon, the active ingredient which removes many chemicals and heavy metals, can degrade over time when exposed to air. To limit degradation; clean, air dry completely, reassemble INNER PRESS and OUTER [RE]FILL, and store with cap on.

## Precautions.

### Water only.

Use water only (no other liquid) in your GRAYL.

### Choose your water source wisely.

Always use the cleanest, safest, and most reliable water source possible. Do not expose/fill the INNER PRESS with untreated water.

### Before separating INNER PRESS and OUTER [RE]FILL, make sure the INNER PRESS is empty.

When separating parts, be aware that residual water will drip from purifier.

### NO freezing.

Purifier cartridges can withstand up to three (3) freeze/thaw cycles. Beyond three cycles, purifier performance begins to diminish and the purifier cartridge should be replaced.

### NO boiling water or microwaves.

Do not use boiling water inside your GRAYL or put any parts in the microwave.

## We have you covered.

### Purifier lifespan.

The lifespan of the Purifier Cartridge varies with the quality of your water source. High levels of sediment in the water will shorten the life span of the Purifier. When using clear water, the Purifier will last about **300 cycles (40gal / 150L)** – about three uses per day for three months. Use beyond Purifier capacity diminishes purification effectiveness and may result in drinking unsafe water. If water flow rate is noticeably slower than usual then the purifier should be replaced.

### Ten year warranty.

Your GRAYL UL Purifier Bottle is accompanied by a ten (10) year warranty covering workmanship and materials. For replacement information please contact us at: [www.thegrayl.com/customer-service](http://www.thegrayl.com/customer-service).

### Parts and contact information

For replacement parts, purifier cartridges, performance ratings, frequently asked questions, or to contact us with questions or comments, please visit us at: [www.thegrayl.com](http://www.thegrayl.com)

### International manuals

Manuales / Manuels / Manuali / Handbücher  
[www.thegrayl.com/manuals](http://www.thegrayl.com/manuals)

# GRAYL

THEGRAYL.COM / SEATTLE, USA